


# LEVER ADJUSTABLE BASIC CATALOGUE

VER: 22/01/2016



All the levers are homologated and approved by German TÜV and ABE  
**EACH LEVER HAS ITS OWN KBA No.**



MODEL	YEAR	CLUTCH	BRAKE	SET
<b>TITAX Racing Parts</b>				
Titax Racing Clutch		RCL 21		
Titax Racing Clutch		RCL 54		
Titax Remote Control AP			R 49R / RC	
<b>AP</b>				
AP 1			R 49 R	
<b>APRILIA</b>				
RS 125 / 2T	06'-11'	L 61	R 53	
RS 125 / 4T	12'-13'	L 61	R 53	
Scarabeo 125/150/200	99'-03'	L 47	R 38	S 059
Atlantic 500 Sprint	01'04'	L 47	R 38	S 059
Scarabeo 500	03'-06'	L 47	R 38	S 059
Shiver 750	08'-	L 48	R 40	S 070
Shiver 750 GT, ABS	09'-	L 48	R 40	S 070
Dorsoduro 750	08'-	L 48	R 40	S 070
Dorsoduro 750 Factory	10'-	L 48	R 40	S 070
Dorsoduro 750 Factory ABS	10'-	L 13	R 13	S 003
Mana 850	08'-10'	no clutch	R 40	
Mana 850 GT, ABS	09'-10'	no clutch	R 40	
RV/R 1000 Mille	99'-03	L 13	R 13	S 003
TUONO 1000	02'-10'	L 13	R 13	S 003
TUONO V4	11'-	L 21	R 13	S 084
Falco/SL 1000	00'-04'	L 13	R 13	S 003
Caponord/EVT 1000	02'-07	L 13	R 13	S 003
Caponord 1200	12'-	L 13	R 13	S 003
RSV Mille/R	04'-08'	L 25R	R 23R	S 029
RSV4 Factory	09'-	L 21	R 23R	S 084
RSV4 R	10'-	L 21	R 23R	S 084
Dorsoduro 1200	11'-	L 13	R 13	S 003
<b>BMW</b>				
F 700 GS	13-	L 66	R 29	
F 800 GS	06-	L 66	R 29	
S 1000 R	13-	L 65	R 18	
S 1000 RR	09'-14'	L 59	R 18	S 085
S 1000 RR	15-	L 65	R 18	

CONTINUE →

MODEL	YEAR	CLUTCH	BRAKE	SET
<b>BMW</b>				
HP 2 Enduro	all	L 37	R 29	S 045
K 1200 R	all	L 37	R 29	S 045
K 1200 S	all	L 37	R 29	S 045
K 1200R Sport	all	L 37	R 29	S 045
K 1200 GT	07'-	L 37	R 29	S 045
R 1200 S	all	L 37	R 29	S 045
R 1200 R	all	L 37	R 29	S 045
R 1200 ST	all	L 37	R 29	S 045
R 1200 GS	all	L 37	R 29	S 045
R 1200 GS Adventure	all	L 37	R 29	S 045
K 1300 S / R / GT	09'-	L 37	R 29	S 045
K 1600 GT/GL	12-	L 37	R 29	
<b>BIMOTA</b>				
DB5S	06'-11'	L 13	R 13	S 003
DB5R	08'-11'	L 13	R 13	S 003
DB6 Delirio	06'-11'	L 13	R 13	S 003
DB7	08'-11'	L 25R	R 23R	S 029
DB8	10'-11'	L 25R	R 23R	S 029
<b>BINELLI</b>				
TRE-K	all	L 36	R 22	S 075
TRE-K AMAZONAS	all	L 36	R 22	S 075
TNT	all	L 36	R 22	S 075
TNT TITANIUM	all	L 36	R 22	S 075
TNT SPORT EVO	all	L 36	R 22	S 075
Cafe Racer 1130	all	L 36	R 13	
TNT R160	all	L 25 R	R 23 R	S 029
<b>BREMBO</b>				
19x16/16x16	all	L 31	R 25	S 037
19x18/16x18	all	L 32	R 26	S 038
19x20	all	L 33	R 27	S 039
<b>BUELL</b>				
S1,M2,X1,	all	L 11	R 17	S 001
XB9	03'-08'	L 11	R 11	S 067
XB12	04'-08'	L 11	R 11	S 067

CONTINUE NEXT PAGE →



If you have any inquires or comments please don't hesitate and contact us through e-mail [info@titax.com](mailto:info@titax.com)  
Or by phone or by phone: +420-722-309-310

# LEVER ADJUSTABLE BASIC CATALOGUE - VER:22/01/2016

MODEL	YEAR	CLUTCH	BRAKE	SET
<b>BUELL</b>				
XB1125 R / XB1125 RC	08'	L 24	R 17	
<b>DUCATI</b>				
Monster UP TO	03'	L 12	R 12	S 002
Monster ST2	97'-03'	L 12	R 12	S 002
Monster S2RC	06'-08'	L 13	R 13	S 003
Monster S4/S4R	01'-06'	L 13	R 13	S 003
Monster S4R/S4R	07'	L 25R	R 23R	S 029
Monster 620	06'	L 12	R 12	S 002
Monster 695	07'	L 12	R 12	S 002
Monster 696	08'-13'	L 60	R 12	S 088
Monster 795 Asia version	08'-14'	L 60	R 12	S 088
Monster 796	10'-	L 60	R 12	S 088
Monster 821	14'-	L 78	R 12	
Multistrada 620	05'-06'	L 13	R 13	S 003
Monster 1100	09'-10'	L 25R	R 23R	S 029
Monster 1100 EVO	11'-13'	L 25R	R 23R	S 029
Monster 1200	14-	L 25R	R 23R	S 029
748/750S	99'-04'	L 13	R 13	S 003
748 / 916 UP TO	98'	L 12	R 12	S 002
749 S/R	03'-06'	L 25R	R 23R	S 029
750/900S	91'-98'	L 12	R 12	S 002
M900/M1000	00'-05'	L 13	R 13	S 003
900S/1000S	98'-06'	L 13	R 13	S 003
996/998B/S/R	99'-03'	L 13	R 13	S 003
999 S/R	03'-07'	L 25R	R 23R	S 029
Multistrada 1000	04'-06'	L 13	R 13	S 003
MTS 1000 SDS/DS	04'-06'	L 13	R 13	S 003
MTS 1000 S	07'	L 13	R 13	S 003
SCRAMBLER	2015-	L 78	R 12	
ST4/S/ABS	04'-06'	L 13	R 13	S 003
ST3/S/ABS	03'-07'	L 13	R 13	S 003
Sport 1000	06'-08'	L 13	R 13	S 003
GT 1000, GT 1000 S	06'-10'	L 13	R 13	S 003
HYPERMOTARD 796	10'-12'	L - A 60	R - A 12	S 088
HYPERMOTARD 821	13'-	L 78	R - A 12	
HYPERSTRADA 821	13'-	L 78	R 12	
HYPERMOTARD 1100	09'-10'	L - A 25R	R - A 23R	S 029
HYPERMOTARD 1100 EVO	10'-13'	L - A 25R	R - A 23R	S 029
HYPERMOTARD 1100 EVO SP	11'-13'	L - A 25R	R - A 23R	S 029
848	09'-13'	L 25R	R 23R	S 029
STREETFIGHTER 848	12'-	L 25R	R 23R	S 029
STREETFIGHTER S	09'-	L 25R	R 23R	S 029
Paul Smart LE	06'	L 13	R 13	S 003
899 Panigale	14-	L 25R	R 23R	S 029
1098	07'-08'	L 25R	R 23R	S 029
1198, 1198 S	09'-11'	L 25R	R 23R	S 029
1199 Panigale	12-	L 25R	R 23R	S 029
Multistrada 1100	07'-09'	L 13	R 13	S 003
Multistrada 1200	10-	L 25R	R 23R	S 029
Diavel	11-	L 25R	R 23R	S 029
<b>HARLEY DAVIDSON</b>				

CONTINUE →

MODEL	YEAR	CLUTCH	BRAKE	SET
<b>HARLEY DAVIDSON</b>				
XL 883/1200	04'-10	L 67	R 61	
XL 883/1200	11-	L 67	R 62	
XR 1200	07-	L 67	R 61	
FXD Dyna Street Bob/Super Glide	07'-13	L 67	R 61	
Fat Bob	07-	L 67	R 61	
FXDL Dyna Low Rider	07'-08	L 67	R 61	
FXDB Dyna Street Bob	14-	L 68	R 63	
<b>HONDA</b>				
CBR 250	11-	L 56	R 46	S 079
CBR 300	13-	L 56	R 46	
GB 400	87 - 93	L 14	R 14	
GB 500	87 - 93	L 14	R 14	
CBF 500	04'-06'	L 49	R 14	S 072
CB 500F	13'-	L 71	R 64	
CBR 500	13'-	L 71	R 64	
CBF 600	04'-06'	L 14	R 14	S 004
CB 600 HORNET	07'-13'	L 62	R 14	S 089
CB 600 HORNET	98'-06	L 14	R 14	S 004
CBR 600F	07'-	L 41	R 14	S 087
CBR600/F2/F3/F4/F4i	87'-07	L 14	R 14	S 004
CBR600RR	03'-06	L 15	R 15	S 006
CBR600RR	07'-	L 15	R 16	S 007
CB 650F	14-	L 69	R 14	
CBR 650	14-	L 69	R 14	
Deauville	06'-07'	L 14	R 14	S 004
Transalp 700	08'-12'	L 45	R 36	S 057
Magna VF 750C	02'-	L 14	R 14	S 004
VFR 750	91'-97'	L 30R	R 14	S 040
VFR 800	02'-	L 16	R 14	S 008
VFR 800	98'-01'	L 16	R 28	S 069
NC 700 S / X	12'-	L 14	R 14	S 004
CRF 1000L Africa Twin	16-	L 77	R 14	
CROSSRUNNER 800	12'-	L 16	R 14	S 008
CROSSSTOURER1200	12'-	L 30R	R 14	S 008
CB900 HORNET	02'-07	L 14	R 14	S 004
CBR900RR	96'-99'	L 14	R 14	S 004
CBR929RR	'00-'01	L 14	R 15	S 005
CBR954RR	'02-'06	L 15	R 15	S 006
CBF 1000	06'-	L 30R	R 14	S 040
CB 1000R	08'-	L 16	R 31R	S 086
CBR1000RR	04-'07	L 16	R 16	S 010
CBR1000RR	08'-	L 15	R 16	S 007
VTR 1000F	98'-05'	L 30R	R 14	S 040
VTR 1000 SP1/SP2	00'-06	L 16	R 15R	S 076
XL 1000 Varadero	99'-13'	L 55	R 28	S 078
RC51	'01-'06	L 16	R 15	S 009
CB 1100	00-'01'	L 41	R 28	S 048
CB 1100	2012-	L 41	R 28	S 048
CBR 1100XX Blackbird	97'-07'	L 16	R 28	S 069
VFR 1200	10'-	L 30R	R 54	S 008
CB 1300/ABS	03'-	L 16	R 14	S 008

CONTINUE →



If you have any inquires or comments please don't hesitate and contact us through e-mail [info@titax.com](mailto:info@titax.com)  
Or by phone or by phone: +420-722-309-310

# LEVER ADJUSTABLE BASIC CATALOGUE - VER:22/01/2016

MODEL	YEAR	CLUTCH	BRAKE	SET
<b>HONDA</b>				
STX 1300 Pan European	02-	L 16	R 28	
<b>HYOSUNG</b>				
GT 650	06'-07'	L 28	R 24	S 032
<b>INDIAN</b>				
<b>KAWASAKI</b>				
NINJA 250R	08'-	L 56	R 46	S 079
NINJA 300R	12'-	L 56	R 46	S 079
GPZ 500	90'-95'	L 35	R 17	S 043
KLE 500	91'-97'	L 35	R 17	S 043
ER-5	04'-05'	L 35	R 17	S 043
ER-6 n/f	06'-	L 35	R 17	S 043
ZZR 600	93'-02'	L 35	R 17	S 043
ZX6R	95'-99'	L 35	R 17	S 043
ZX6	'98-'04	L 17	R 17	S 011
ZX6R	2003	L 17	R 17	S 011
ZX6R 636	00-'06	L 17	R 18R	S 012
ZX6R	07-'	L 17	R 21	S 013
ZX6RR	'03-'04	L 17	R 17	S 011
Versys	06'-14'	L 35	R 17	S 043
ZR-7/S	99'-03'	L 35	R 17	S 043
ZX7R/RR	89'-03'	L 34R	R 17	S 042
Zephyr 750	91'-97'	L 35	R 17	S 043
Z 750	04'-06'	L 35	R 17	S 043
Z 750	07'-12'	L 17	R 11	S 068
Z 750 R	11'-12'	L 17	R 11	S 068
W 800	11-	L 35	R 17	S 043
Z 800	2013-	L 17	R 11	S 068
GPZ 900R	90'-93'	L 34R	R 17	S 042
ZX9	94'-97'	L 34R	R 17	S 042
ZX9R	98'-99'	L 35	R 17	S 043
ZX9R	00'-03'	L 17	R 17	S 011
Versys 1000	12-	L 17	R 17	S 011
ZX10	88'-90'	L 34R	R 17	S 042
ZX10RR	'04-'05	L 17	R 17	S 011
ZX10R	06'-	L 17	R 21	S 013
Z 1000	03'-06'	L 17	R 17	S 011
Z 1000	07'-	L 17	R 21	S 013
Z 1000 SX	11'-	L 17	R 21	S 013
GTR 1000	92'-06'	L 34R	R 17	S 042
GPZ 1000/ABS	95'-98'	L 34R	R 17	S 042
Zephyr 1100	all	L 34R	R 17	S 042
ZZR 1100	90'-02'	L 34R	R 17	S 042
ZZR 1100	93'-01'	L 35	R 17	S 043
ZRX 1100/1200	99'-07'	L 34R	R 17	S 042
ZZR 1200	02'-05'	L 34R	R 17	S 042
ZX12R	00-'05	L 17	R 17	S 011
GTR 1400	08-	L 23	R 21	
ZX14 / ZZR 1400	06'-	L 23	R 21	S 025
VN 1500 ClaSic+Tourer	98'-03'	L 34R	R 17	S 042

CONTINUE →

MODEL	YEAR	CLUTCH	BRAKE	SET
<b>KAWASAKI</b>				
VN 1500 Mean Streak	02'-03'	L 34R	R 17	S 042
VN 1600 Mean Streak	04'-06'	L 34R	R 17	S 042
VN 1600 ClaSic+Tourer	03'-05'	L 34R	R 17	S 042
<b>KTM</b>				
125/200/300 Duke	13-	L 72	R 65	
690Duke/SM-R	08'-11	L 38R	R 23R	S 049
690Duke/SM-R	12-	L 73	R 12	
990Super Duke R	08'-	L 38R	R 23R	S 049
1190 Adventure/R	13'-	L 74	R 66	
1190 RC8	08'-	L 38R	R 23R	S 049
1290 Super Adventure	2015-	L 74	R 66	
1290 Super Duke / R	2014-	L 38R	R 23R	S 049
<b>MOTO GUZZI</b>				
Breva 1100	06'-07'	L 13	R 22	S 036
Breva 1200	10'-11'	L 13	R 22	S 036
Griso	06'-09'	L 13	R 22	S 036
Griso 1200 / Griso 1200 V8	10'-	L 13	R 22	S 036
V11	99'-04'	L 13	R 22	S 036
Norge 1200 / Norge 1200 V8	08'-	L 13	R 22	S 036
1200 Sport	08'-09'	L 13	R 22	S 036
1200 Sport 8V	09'-	L 13	R 22	S 036
Bellagio	07'-10'	L 13	R 22	S 036
Bellagio Aquila Nera	11'-	L 13	R 22	S 036
<b>MOTO GUZZI</b>				
Granpaso	08'-09'	L 25R	R 23R	S 029
Corsaro 1200	08'-09'	L 13	R 22	S 036
Veloce	08'-09'	L 13	R 22	S 036
Scrambler	09'	L 13	R 22	S 036
9 1/2	08'-09'	L 13	R 22	S 036
<b>MV AUGUSTA</b>				
BRUTALE 750	03'-05'	L 40	R 30	S 050
BRUTALE 800	14-	L 40	R 30	S 050
BRUTALE 910	05'-08'	L 40	R 30	S 050
BRUTALE 990	09'-13'	L 40	R 30	S 050
BRUTALE 989 R	08'-09'	L 40	R 30	S 050
BRUTALE 1078 RR	08'-10'	L 40	R 30	S 050
F4 750	99'-03'	L 40	R 30	S 050
F4 1000	04'-07'	L 40	R 30	S 050
F4 312 R (1000)	07'-09'	L 40	R 30	S 050
F4 312 RR (1078)	07'-	L 40	R 30	S 050
<b>MV AUGUSTA</b>				
19x18 Radial	all		R 50	
<b>PIAGGIO</b>				
Beverly 125	06'-08'	L 46	R 37	S 058
MP3/Carnaby 125	07'-08'	L 46	R 37	S 058
Carnaby 200	07'-08'	L 46	R 37	S 058

CONTINUE →



If you have any inquires or comments please don't hesitate and contact us through e-mail [info@titax.com](mailto:info@titax.com)  
Or by phone or by phone: +420-722-309-310

# LEVER ADJUSTABLE BASIC CATALOGUE - VER:22/01/2016

MODEL	YEAR	CLUTCH	BRAKE	SET
<b>PIAGGIO</b>				
X9 250	00'-01'	L 46	R 37	S 058
MP3/Beverly 250	06'-08'	L 46	R 37	S 058
Beverly 400	06'-08'	L 46	R 37	S 058
X8/X EVO/MP3 400	06'-08'	L 46	R 37	S 058
X9 Evolution	06'-07'	L 46	R 37	S 058
Beverly 500	02'-08'	L 46	R 37	S 058
MP3 ABS/ASR	'2014-	L 656	R 56	
<b>SUZUKI</b>				
GSR 600	06-11	L 18	R 17	S 015
GSR 750	11'-	L 18	R 17	S 015
GSXR600	'97-'03	L 18	R 17	S 015
GSXR600	'04-'05	L 18	R 18	S 014
GSXR 600	06'-	L 19	R 18R	S 016
GSF 650 BANDIT	07'-	L 22	R 17	S 023
GSX 650F	09'-	L 22	R 17	S 023
BANDIT 1200	01-'06	L 22	R 17	S 023
BANDIT 1250/S	07'-	L 22	R 17	S 023
SV650/650S	99-08	L 39R	R 17	S 051
SV650/650S	09'-	L 18	R 17	S 015
V-Strom 650	99-'11'	L 39R	R 17	S 051
V-Strom 650	12'-	L 18	R 17	S 015
SFV 650 Gladius	09'-	L 18	R 17	S 015
GSXR 750	'96-'03	L 18	R 17	S 015
GSXR 750	04-'05	L 18	R 18	S 014
GSXR 750	06'-	L 19	R 18R	S 016
GSXR1000	'01-'04	L 18	R 17	S 015
GSXR1000	05-'06	L 19	R 18R	S 016
GSXR1000	'07-'08'	L 22R	R 18R	S 024
GSXR1000	09'-	L 54	R 18R	S 077
GSX-S 1000	2015-	L 54	R 18R	S 077
SV1000/S	03-'08	L 22	R 17	S 023
V-Strom 1000	02-'08'	L 22	R 17	S 023
V-Strom 1000	2014-	L 22	R 17	S 023
HAYABUSA	99'-	L 22	R 17	S 023
B-King	07'-	L 53R	R 51R	
GSX1400	01 -	L 22	R 17	S 023
<b>TRIUMPH</b>				
Speed Triple 1050	97'-03	L 27	R 17	S 044
Speed Triple 1050 axial.	04-'07'	L 26	R 17	S 030
Speed Triple 1050 Radial.	08-'10'	L 26	R 18R	S 031
Speed Triple 1050 Radial.	11'-	L 26	R 23R	
Speed Four	03-'04	L 27	R 17	S 044
Speed Four	05-'06'	L 26	R 17	S 030
TT 600	00'03	L 27	R 17	S 044
Daytona 600/650	04-'05'	L 26	R 17	S 030
Daytona 675	06'-	L 26	R 18R	S 074
Daytona 675 R	11'-	L 26	R 23R	
Street Triple 675	08'-	L 26	R 17	S 030
Street Triple 675 R	09'-	L 26	R 18R	S 074
Speedmaster	05'-	L 26	R 17	S 030
Bonneville T100	06'-	L 26	R 17	S 030

CONTINUE →

MODEL	YEAR	CLUTCH	BRAKE	SET
<b>TRIUMPH</b>				
Thrupton	04'-	L 26	R 17	S 030
Scrambler	06'-	L 26	R 17	S 030
Daytona 955i	97-'03'	L 27	R 17	S 044
Daytona 955i	04-'06	L 26	R 17	S 030
Tiger 1050	07'-	L 26	R 17	S 030
Sprint ST/R	97-'03'	L 27	R 17	S 044
Sprint ST/ABS/R	04-'11'	L 26	R 17	S 030
Sprint GT/ABS	10'-	L 26	R 17	S 030
Rocket III	04'-	L 26	R 17	S 030
Tiger EFI	99-'06'	L 27	R 17	S 044
<b>VICTORY</b>				
all	2012-	L 75	R 67	
<b>YAMAHA</b>				
Majesty 400	04-'12'	L 43	R 34	S 055
T-Max 500	08-'14'	L 43	R 34	S 055
XT 600	98-'03'	L 42	R 32	S 053
XT 660 R, X	04'-	L 42	R 33	S 054
FZ6-Fazer	97-'03'	L 29	R 17	S 033
FZ6-Fazer	04-'10'	L 20	R 22	S 082
FZ8-Fazer	10'-	L 20	R 22	S 082
XJ 6 / Diversion	09'-	L 21	R 22	S 022
YZFR6	'99-'04	L 20	R 17	S 017
YZFR6	05'-	L 20	R 19R	S 034
MT 07	2014 -	L 20	R 22	S 082
TDM 900	05-'13'	L 58R	R 48	S 081
MT 09	2014 -	L 20	R 22	S 082
XV 950	2014-	L 76	R 68	
FZ1-Fazer	06-'13'	L 21	R 22	S 022
FZS 1000	'01-'05	L 21	R 17	S 019
MT01	05'-	L 24	R 19R	S 083
YZF 1000 Thunderace	1996-01	L 24	R 17	
YZFR1	'98-'03	L 21	R 20	S 021
YZFR1	04-'08'	L 21	R 19R	S 035
YZFR1	09-'14'	L 20	R 47R	S 080
YZFR1	2015-	L 20	R 69	
V-Max nisin pompe	all	L 24	R 17	S 026
V-Max	all	L 51	R 45	S 073
XJR 1200	95-'98	L 24	R 17	S 026
XTZ 1200	10'-	L 24	R 22	S 028
FJR 1300	01-'02	L 24	R 17	S 026
FJR 1300/ABS	03'-	L 24	R 22	S 028
XJR 1300	99-'06	L 24	R 17	S 026
XJR 1300	07'-	L 24	R 22	S 028

END - X

## EXPLANATION:

### How to use this basic catalogue:

Find your motorcycle model and you will know the catalogue number of levers.

L=Clutch Lever

R=Brake Lever

S=Set (clutch+brake levers)



If you have any inquires or comments please don't hesitate and contact us through e-mail [info@titax.com](mailto:info@titax.com)  
Or by phone or by phone: +420-722-309-310

# COLOURS AND TYPE VARIANTS

VER: 22/01/2016

## ALL VERSIONS AVAILABLE IN THIS COLORS:



To order chosen color you have to add its symbol to the lever:


- |                                     |   |
|-------------------------------------|---|
| LT = Clutch Lever LONG TITAN Color  | ST = Set (Brake Lever+Clutch Lever) LONG TITAN Color  |
| LS = Clutch Lever LONG SILVER Color | SS = Set (Brake Lever+Clutch Lever) LONG SILVER Color |
| LC = Clutch Lever LONG CHROME Color | SC = Set (Brake Lever+Clutch Lever) LONG CHROME Color |
| LBK = Clutch Lever LONG BLACK Color | SBK = Set (Brake Lever+Clutch Lever) LONG BLACK Color |
| LG = Clutch Lever LONG GOLD Color   | SG = Set (Brake Lever+Clutch Lever) LONG GOLD Color   |
| LR = Clutch Lever LONG RED Color    | SR = Set (Brake Lever+Clutch Lever) LONG RED Color    |
| LBL = Clutch Lever LONG BLUE Color  | SBL = Set (Brake Lever+Clutch Lever) LONG BLUE Color  |
| LGN = Clutch Lever LONG GREEN Color | SGN = Set (Brake Lever+Clutch Lever) LONG GREEN Color |

## ALL VERSION LEVERS ARE AVAILABLE IN THIS VERSIONS:




### SHORT

**Short lever:** you need to add the color, symbol -A and catalogue number.  
 Short red levers for Suzuki GSXR 1000; year 07-08:  
 LR-A 22R RR-A 18R or SR 024  
 (L = clutch; R = red; - A = short and 22R is number from catalogue)  
 (R = brake; R = red; - A = short and 18R is number from catalogue)  
 (S = set; R = red and 024 is number from catalogue)



### LONG

**Long lever:** you only need to add the color and catalogue number.  
 Long gold level for Yamaha YZFR1; year 04-08:  
 LG 21 RG 19 R or SG 035  
 (L = clutch; G = gold and 21 is number from catalogue)  
 (R = brake; G = gold and 19R is number from catalogue)  
 (S = set; G = gold and 035 is number from catalogue)



### FOLDING

**Folding lever:** you add the color, catalogue number and F symbol at the end.  
 Folding blue levers for Honda CBR 1000RR; year 2008  
 LBL 15F RBL 16F or  
 (L = clutch; BL = color; 15 is number from catalogue and F means folding)  
 (R = brake; BL = color; 15 is number from catalogue and F means folding)  
 (S = set; BL = BLUE and 007 is number from catalogue)



If you have any inquires or comments please don't hesitate and contact us through e-mail [info@titax.com](mailto:info@titax.com)  
 Or by phone or by phone: +420-722-309-310